

Montage Scheinwerferverkleidung - Headlight cover instructions

6580162




 1 PERSON

 15'

 EASY

Inbus
 3 4

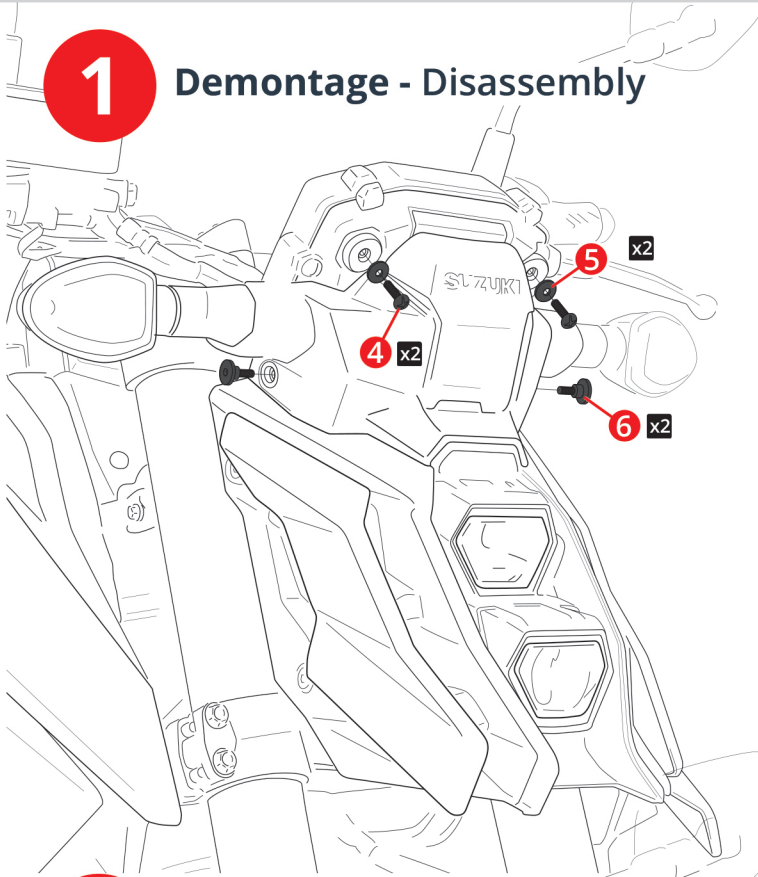
 Kreuzschlitz
PH2

NR	TEILE / PARTS	MENGE	BESCHREIBUNG	DESCRIPTION
1		x1	Bodystyle Scheinwerferverkleidung	Bodystyle Nose fairing
2		x1	unterer Halter	Lower fixing bracket
3		x1	oberer Halter	Upper fixing bracket
4		x2	Originalschraube Kreuzschlitz Ø4 x 15	Original black metal B-head cross screw Ø4 x 15
5		x2	originale Unterlegscheibe Ø4 x 16	Original black steel washer Ø4 x 16
6		x2	originale Schraube M5 x 12	Original black steel shoulder screw M5 x 12
7		x2	Gummidübel klein M5	M5 Low rubber insert
8		x2	Gummidübel groß M5	M5 High rubber insert
9		x2	Schraube M5 x 25	M5 x 25 BHc black aluminium screw
10		x2	Schraube M5 x 20	M5 x 20 BHc black aluminium screw
11		x4	Kunststoffunterlegscheibe Ø5	Ø5 black plastic washer

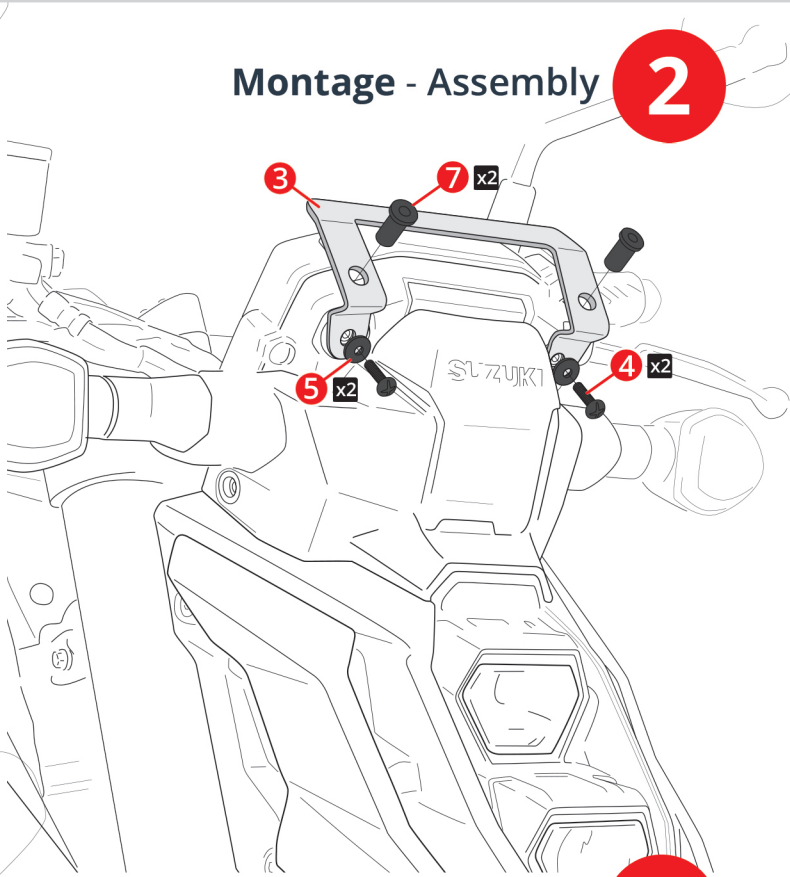
Montage Scheinwerferverkleidung - Headlight cover instructions

6580162

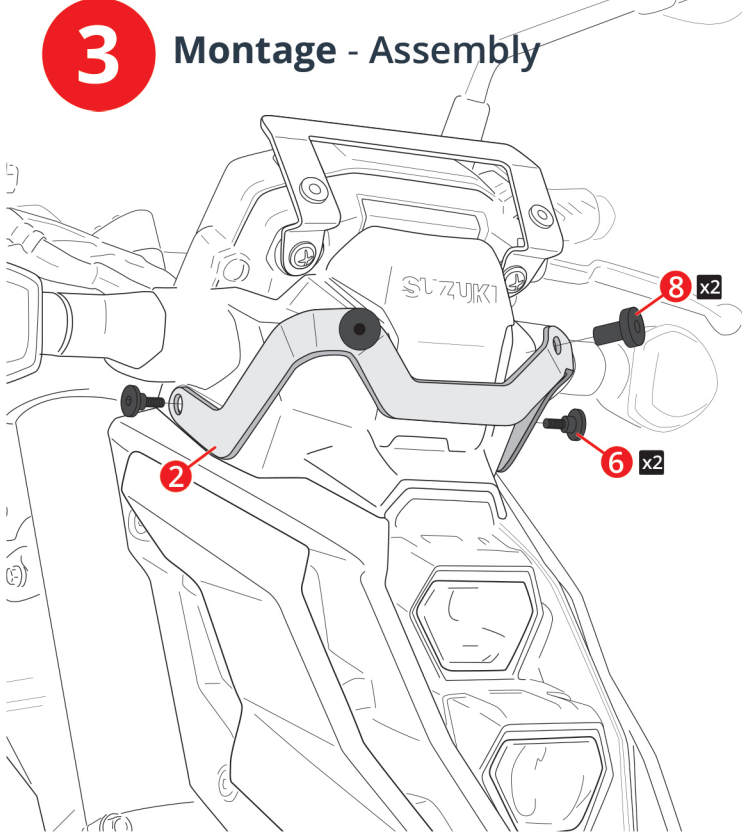
1 Demontage - Disassembly



Montage - Assembly 2



3 Montage - Assembly



Montage - Assembly 4

