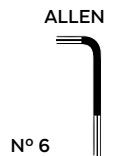


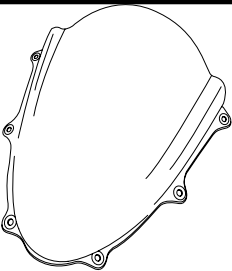


SUZUKI GSX-R1000/R'17-

MOUNTING INSTRUCTIONS

REF 9013

RACING SCREEN



| ID. | PIEZA/PART | DESCRIPCIÓN | DESCRIPTION | QTY. | REF.: |
|-----|---|--|--|------|---------------------|
| 1 |  | Cúpula RACING | RACING Screen | 1 | 9013A/C/F/H/N/R/WM3 |
| 2 |  | VISERA (visera para evitar el posible "efecto lupa") | VISOR (visor to avoid magnifying glass effect) | 1 | SOPOR1P1---9013 |
| 3 |  | Tira autoadhesiva de 2 unidades de 18mm x 7mm | Adhesive strips 2 units 18mm x 7mm | 3 | ADHESI-TDCE-179 |

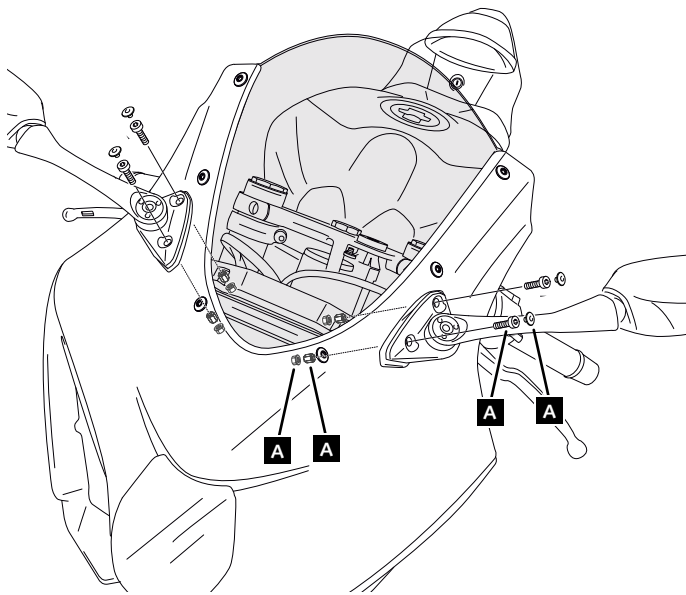
SUZUKI GSX-R1000/R'17-

INSTRUCCIONES DE MONTAJE - MOUNTING INSTRUCTIONS - MONTAGEANLEITUNG

1

**DISASSEMBLY
DESMONTAJE**

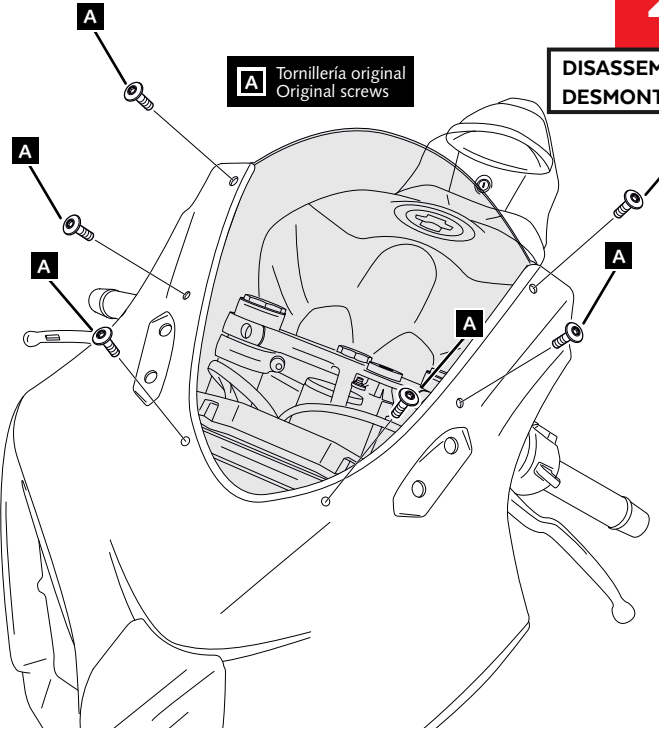
A Tornillería original
Original screws



2

**DISASSEMBLY
DESMONTAJE**

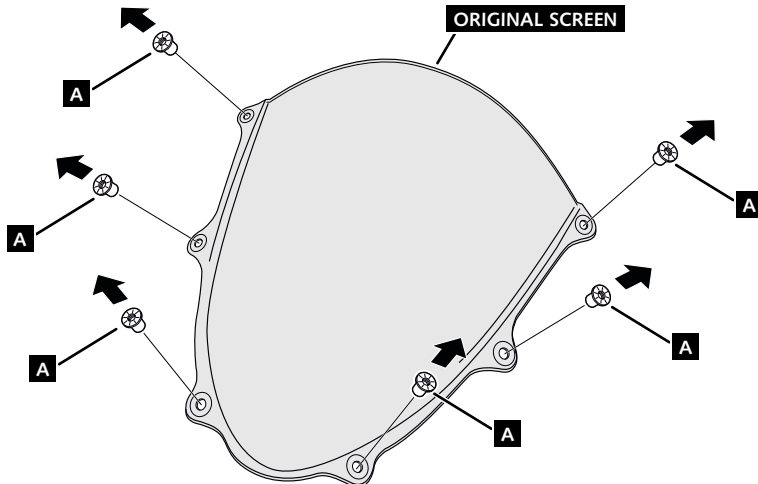
A Tornillería original
Original screws



3

**DISASSEMBLY
DESMONTAJE**

ORIGINAL SCREEN

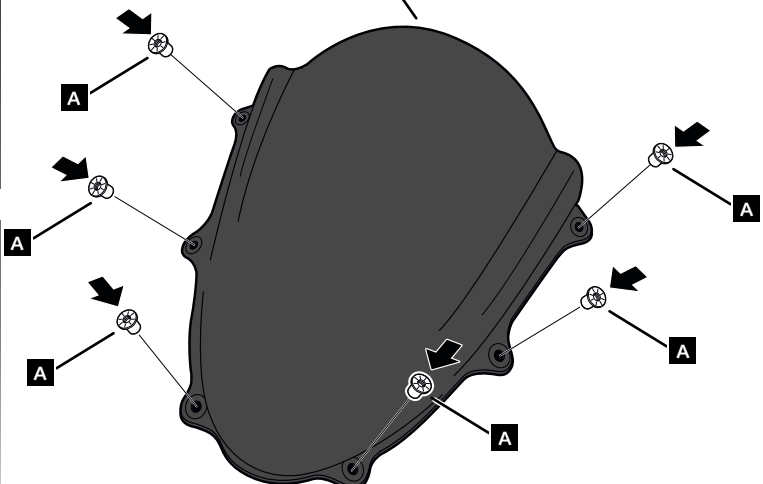


A Tornillería original
Original screws

4

**ASSEMBLY
MONTAJE**

1 PUIG SCREEN



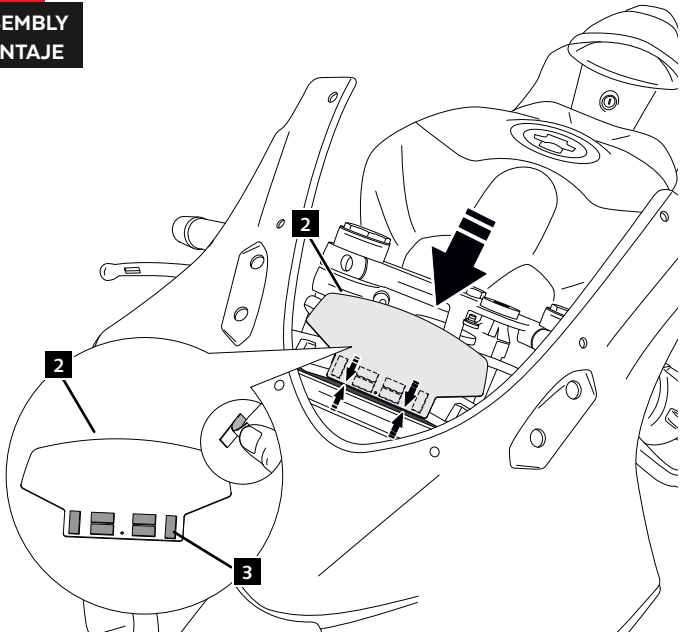
A Tornillería original
Original screws

SUZUKI GSX-R1000/R'17-

INSTRUCCIONES DE MONTAJE - MOUNTING INSTRUCTIONS - MONTAGEANLEITUNG

5

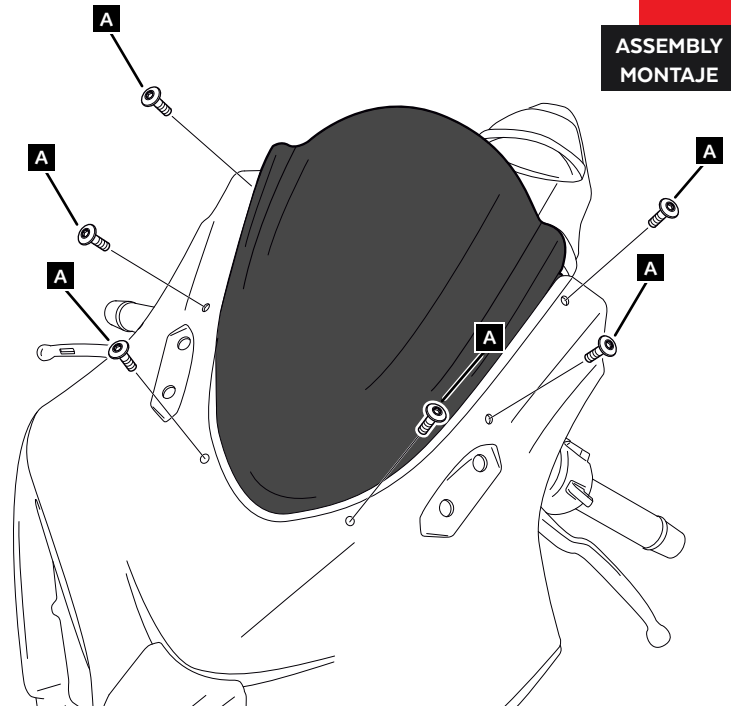
ASSEMBLY
MONTAJE



ID-3 Extraer papel de cinta adhesiva de doble cara.
Extract the paper from the double-sided adhesive tape.

6

ASSEMBLY
MONTAJE



7

ASSEMBLY
MONTAJE

